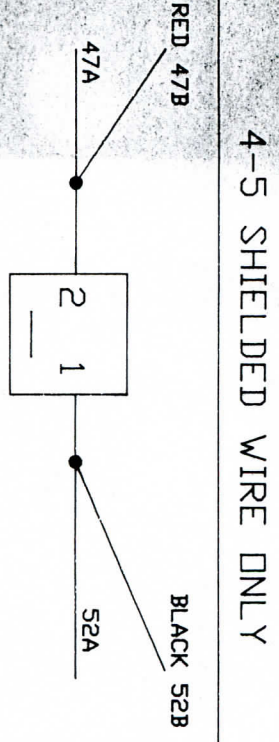
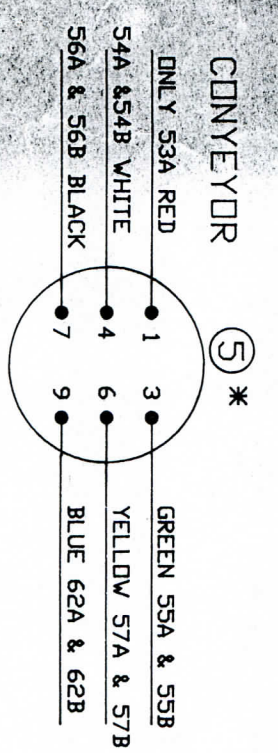
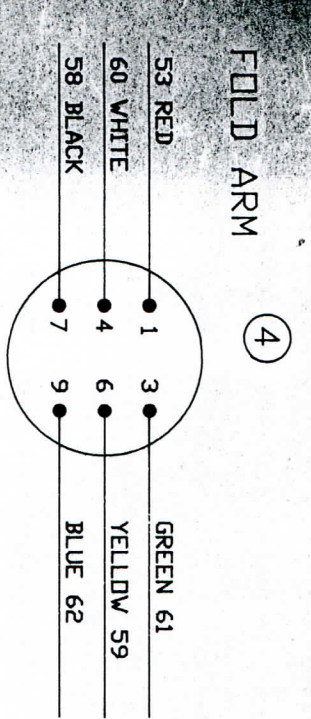
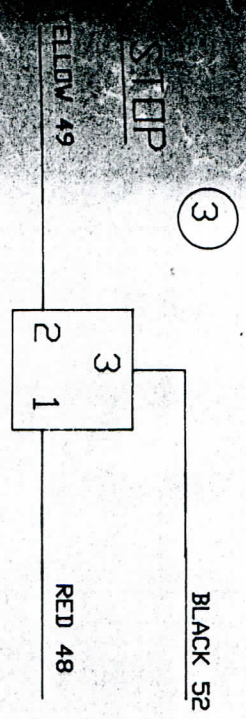
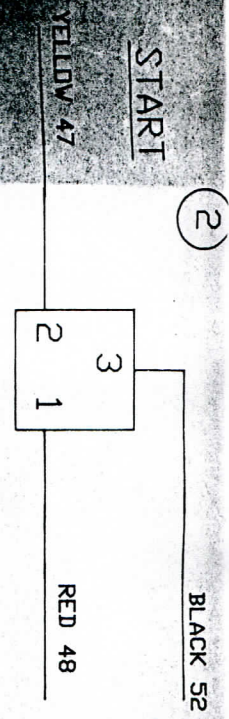
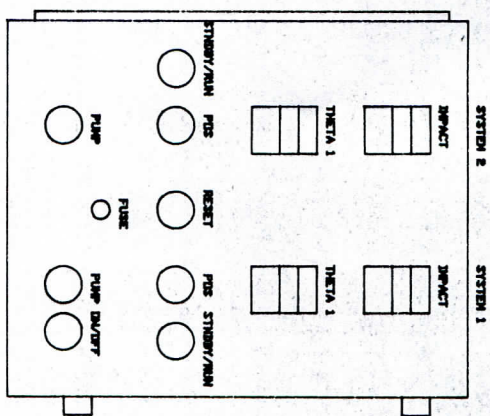


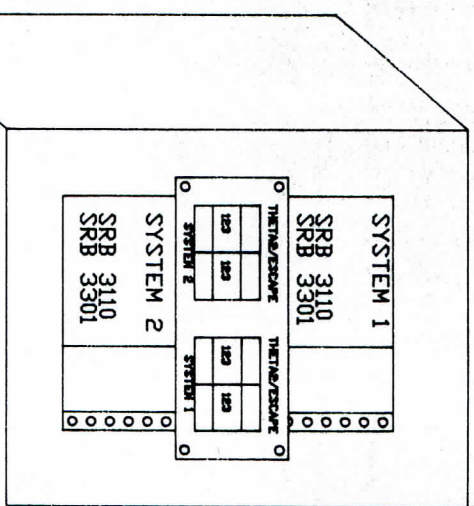
SRD30-1
FOLD ARM



EXTERNAL START



FRONT

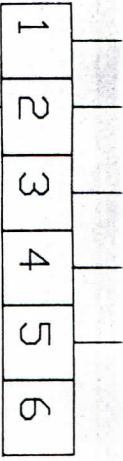


INSIDE

* 5 FOR SYSTEM 1 & 2, CONVEYOR TOGETHER ON SYSTEM 2 PLUG
NOTE 2: ONLY ONE REQUIRED BUT NOT IN SAME SECTION

A/S - LABELS INFO A-2029

SRB207-2
 THETA 2/ESCAPE
 MOUNTED INSIDE CABINET



BLACK

V50

STANDBY/NORMAL

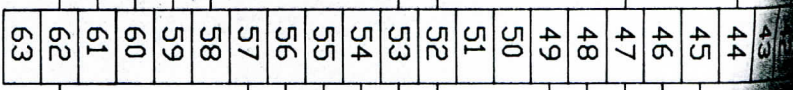
PDS V50

IN4004

SEE NOTE 2

RESET

V50

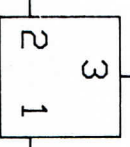


SRD30-1
 FOLD ARM

①

C/B

16 BROWN



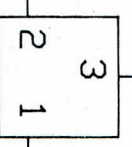
BLUE 19

GREEN 17

②

START

YELLOW 47



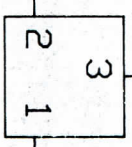
BLACK 52

RED 48

③

STEP

YELLOW 49



BLACK 52

RED 48

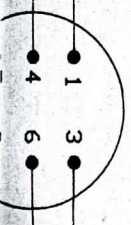
④

FOLD ARM

53 RED

60 WHITE

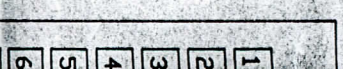
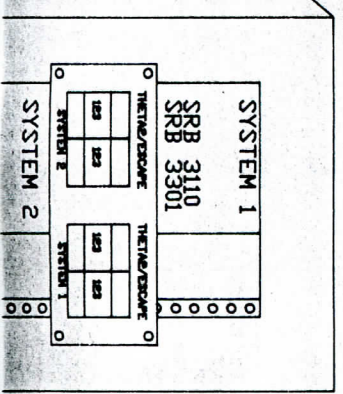
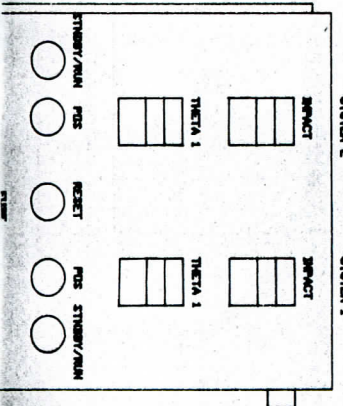
58 BLACK

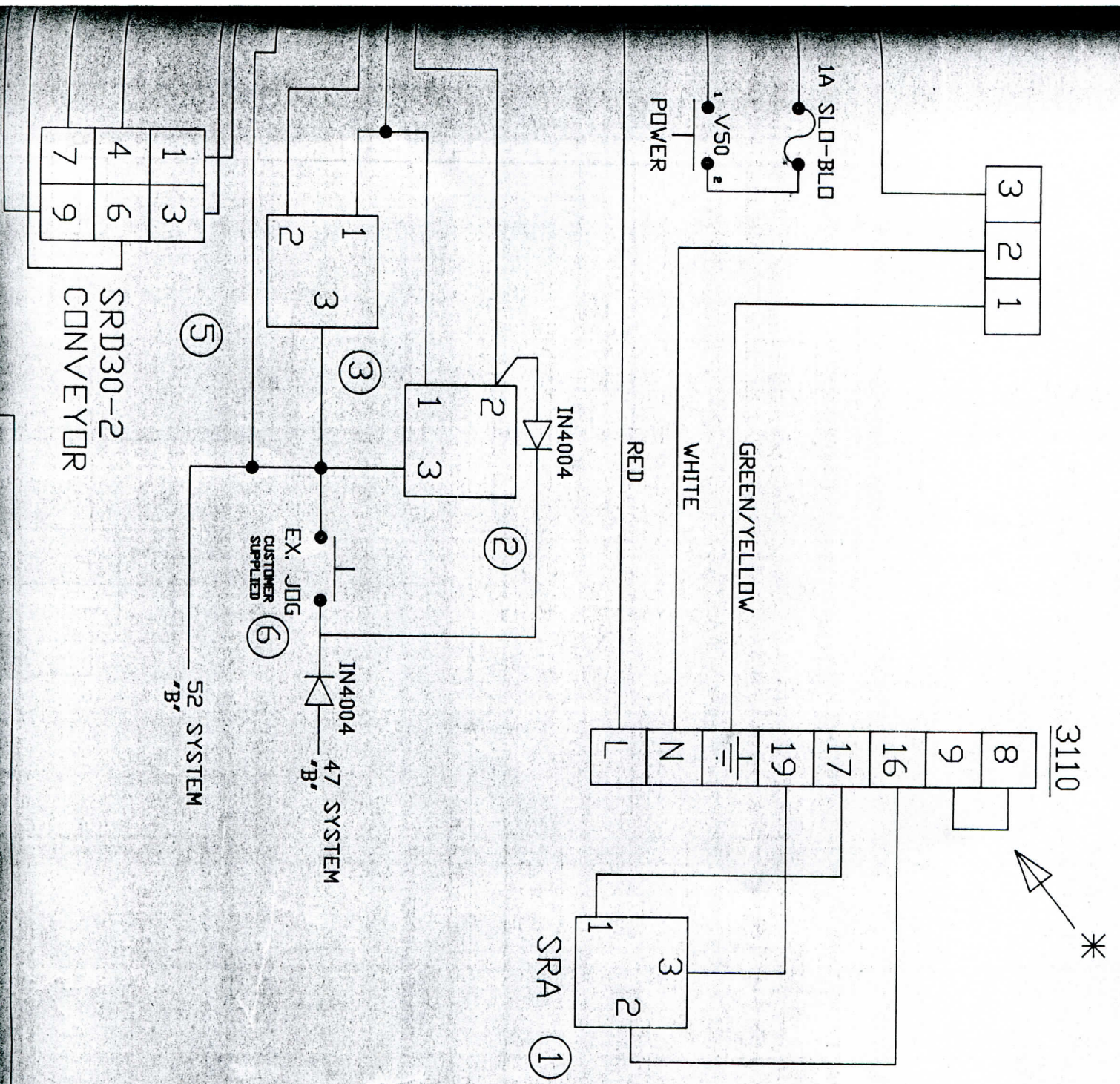


GREEN 61

YELLOW 59

BLUE 62





SRD30-2
CONVEYOR

SRA ①

52 SYSTEM 'B'

47 SYSTEM 'B'

EX. JDG
CUSTOMER
SUPPLIED ⑥

⑤

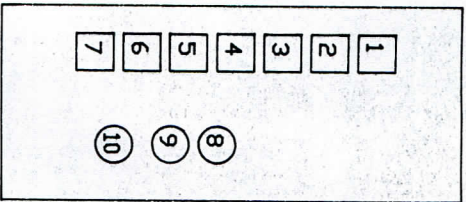
3110

*

CONTROL SETTINGS FOR JUMPER & DIP SWITCHES

SRB 3110 MK1 = 1-2	SRB3313	SRB3301
MK2 = 1-2	32K	2
MK3 = 2-3	DIS.	2
MK4 = 1-2		(X1) 1 = NOT L
MK5 = 1-2		(X10) 2 = 2

- 1 SYSTEM 1 CLUTCH BRAKE
- 2 SYSTEM 1 START
- 3 SYSTEM 1 STOP
- 4 SYSTEM 2 CLUTCH BRAKE
- 5 SYSTEM 2 START
- 6 SYSTEM 2 STOP
- 7 MASTER RESET
- 8 SYSTEM 1 FOLD ARM ENCODER
- 9 SYSTEM 2 FOLD ARM ENCODER
- 10 CONVEYOR ENCODER



HIRCHMANN PLUG
 CONFIGURATION
 AND MOUNT
 DIRECTION

END

TO REVERSE ENCODER SWITCH
 YELLOW WITH GREEN
 AND
 BLACK WITH WHITE

* NOTE 1: THIS WIRING FOR 1 SYS
 FOR 2, DUPLICATE
 BOX PRINT DRAWING D-1988

TOLERANCES
 EXCEPT AS NOTED

FRACTIONAL + OR - 1/64	PART FOLDEX BACKFOLD NAME CONTROL
DECIMAL	
.000 = +/- .005	
.00 = +/- .010	
.0 = +/- .025	
ANGULAR + OR - .5 DEG.	

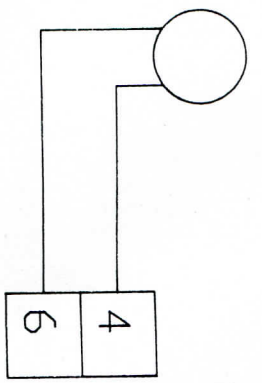
KEYOR PLUGS ARE TO BE WIRED
 UT MUST BE WIRED TO BOTH

ORBIT MOTION TECHNOLOGY
 FALMOUTH, MA. 0

DRAWN BY DAKES
 CUSTOMER J&L INDUSTRIES

DATE 4/5/96	REVISION NO.	PART NUMBER
SCALE N/A	4	C-2000

*POWER OFF
BULB

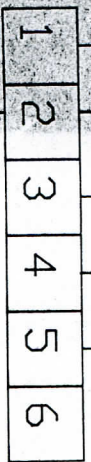
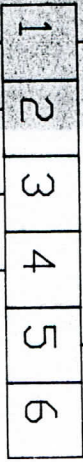


<SECOND FOLD SECTION>

3301

RED

IMPACT/THETA 1
SRB207-1M
MOUNTED ON DOOR



SRB207-2
THETA 2/ESCAPE
MOUNTED INSIDE CABINET

BLACK

STANDBY/NORMAL



PDS V50



IN4004



SEE NOTE 2

RESET
V50

