

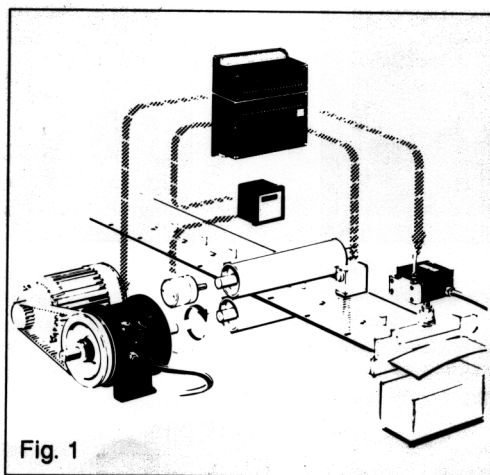
Fast Linear Actuator FLA type 51 and 60

Datasheet



Contents	Page
Application	2
Holding force	2
Reaction time	3
Stroke time	3
Mode of operation	4
Air connections	4
Electrical connections	4
Dimensions, diaphragm type	5
Dimensions, piston type	5
Code numbers	6
Technical data	6
Service parts	7
Control electronics	7

Application



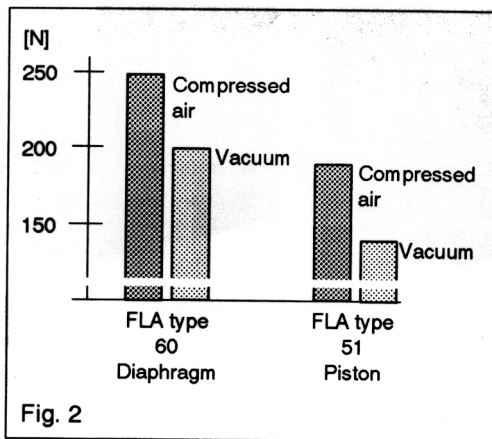
The fast linear pneumatic actuator, FLA, is specially made for use where very fast linear motion or a high cycling rate is required.

The two types, diaphragm and piston, are each available with two different lengths of stroke.

In conjunction with SRB control electronics, FLA can be used in many applications, e.g. sorting, cutting, positioning.

FLA is one of the many products in the range from Laurence, Scott & Electromotors Ltd Precision Step Systems.

Holding force



FLA is driven by air and can be activated by compressed air or vacuum.

The static holding force depends on the medium chosen and the differential pressure.

Compressed air: Max. $\Delta p = 1.0$ bar
 Vacuum: Max. $\Delta p = 0.7$ bar

Reaction time

t_1/t_2 [ms]	6041	6081	0551	2551
Compressed air	7	8	6	10
Vacuum	7	8	6	10

Stroke time

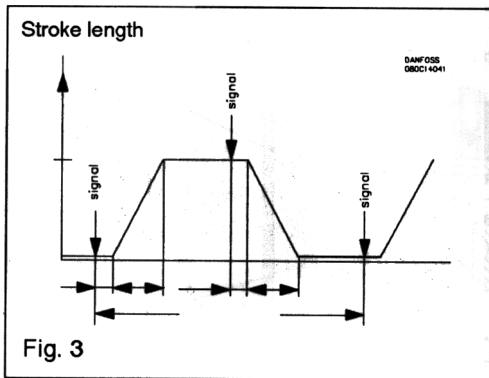


Fig. 3

The stroke time is the time taken for the piston rod to travel from one end position to the other and depends on the length of stroke and the load.

The stroke time is designated t_3 or t_4 .

The stroke time shown applies to horizontal motion, without reduction of air discharge area.

The FLA lifetime also depends on the load.

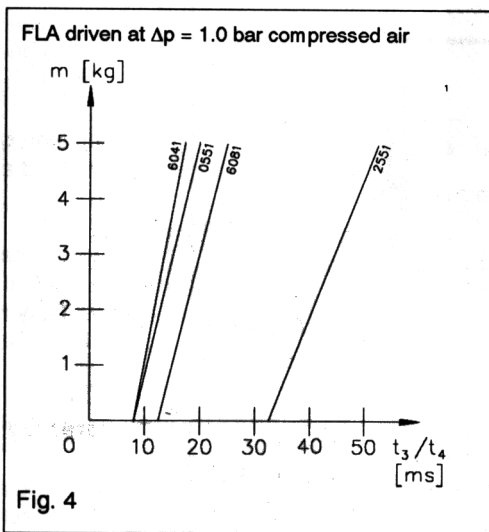


Fig. 4

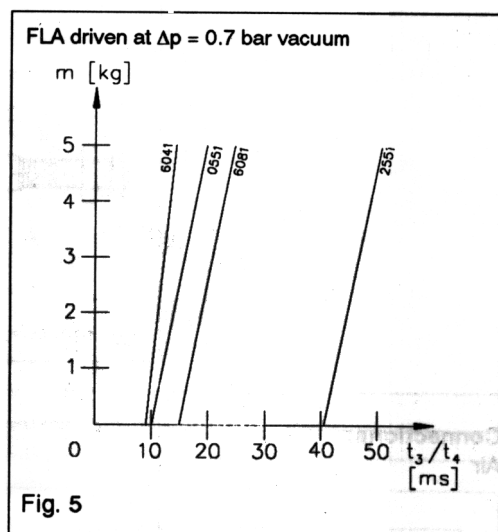


Fig. 5

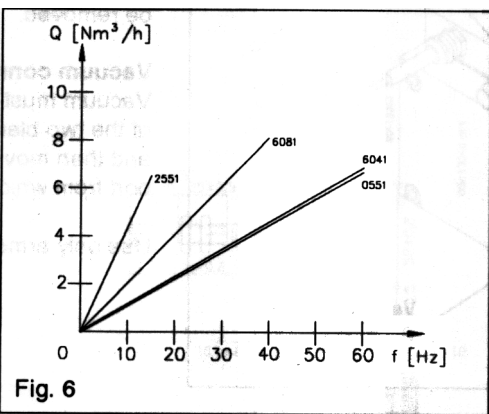


Fig. 6

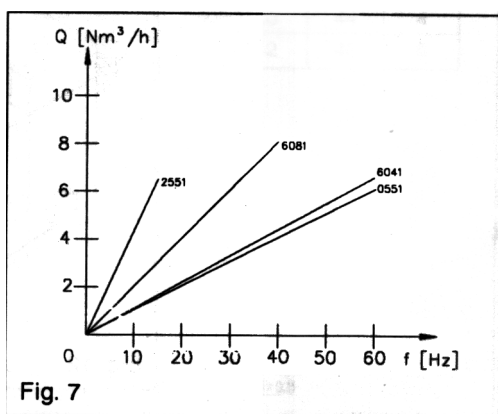


Fig. 7

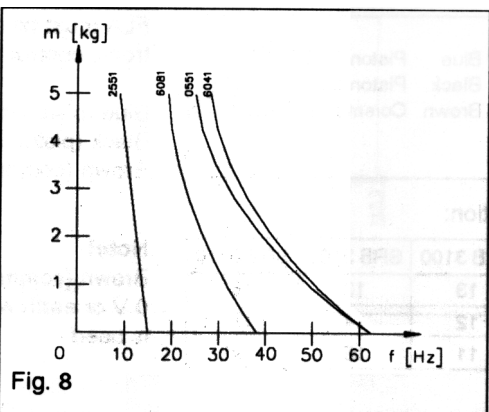


Fig. 8

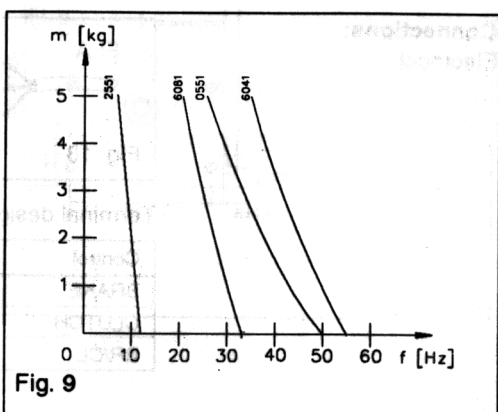
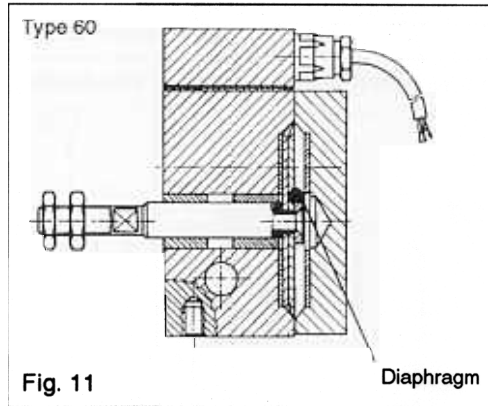
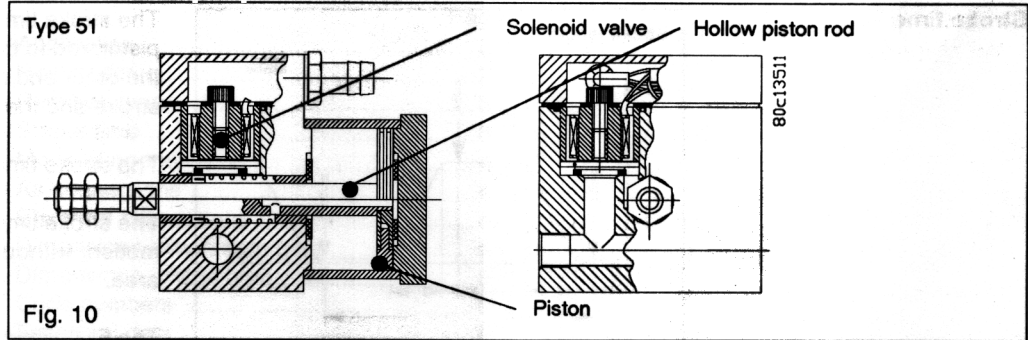


Fig. 9

Mode of Operation

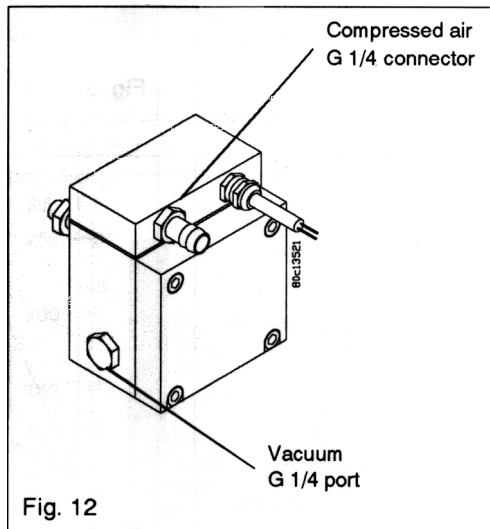


The two types, Diaphragm Fig. 11 and Piston Fig. 10 use the same principle where two solenoid valves lead compressed air or vacuum to one side or the other of the piston/diaphragm.

In the piston type the hollow piston rod is used to lead air to or from the rear of the piston.

The electromagnetic valves are best controlled by the SRB electronic controls, described below. They **must not** be driven continuously by, for example, 24 V d.c.

Connections:
Air



Compressed air connection:


Compressed air must be connected to the G 1/4 connector shown in Fig. 12. One of the two blanking plugs on the side of FLA must be removed.

Vacuum connection:

Vacuum must be connected by removing one of the two blanking plugs on the side of FLA and then moving the G 1/4 connector to the port from which the blanking plug was taken.

Use only armoured hose.

Connections:
Electrical



FLA must be connected to the SRB electronic control as follows:

Blue (piston in) to BRAKE output
Black (piston out) to CLUTCH output
Brown (common) to output BR/CL.

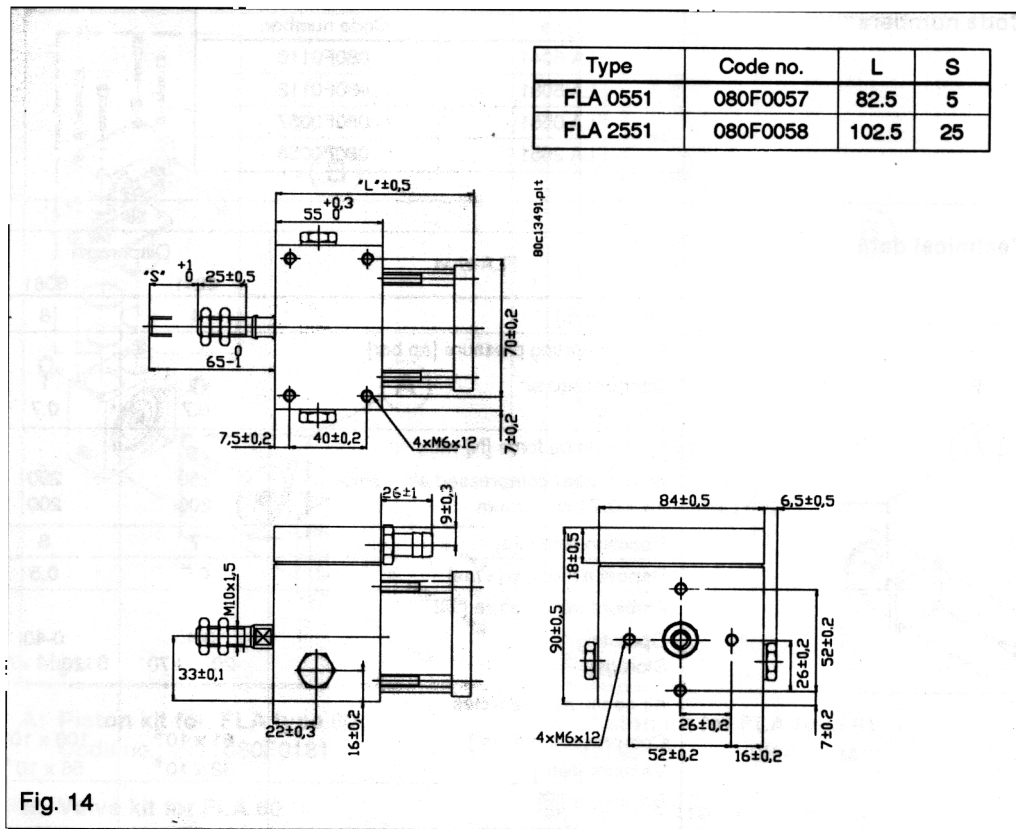
Terminal designation:

Control	SRB 3100	SRB 3101	SRB 3110
BRAKE	13	13	16
CLUTCH	12	14	17
BR/CL	11	15	19

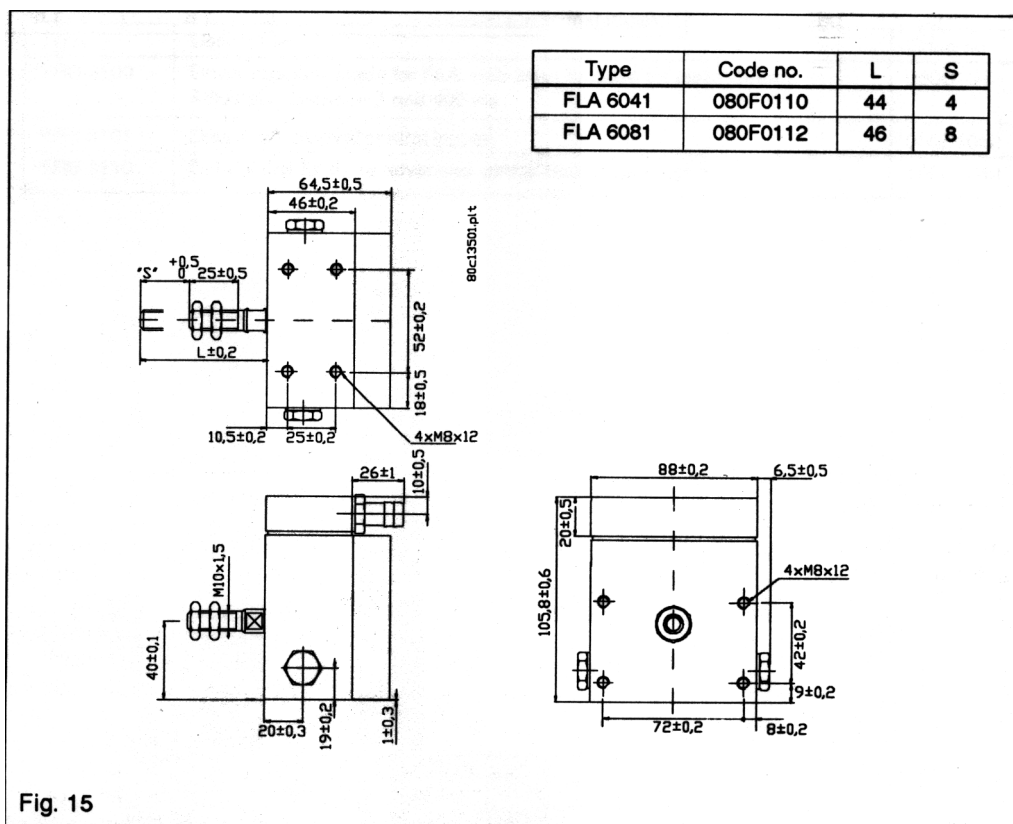
Note!

Brown (common) must not be connected to 0 V or earth when the SRB electronic control is used.

Dimensions,
piston type 51



Dimensions
diaphragm type 60



Datasheet **Fast Linear Actuator type FLA**

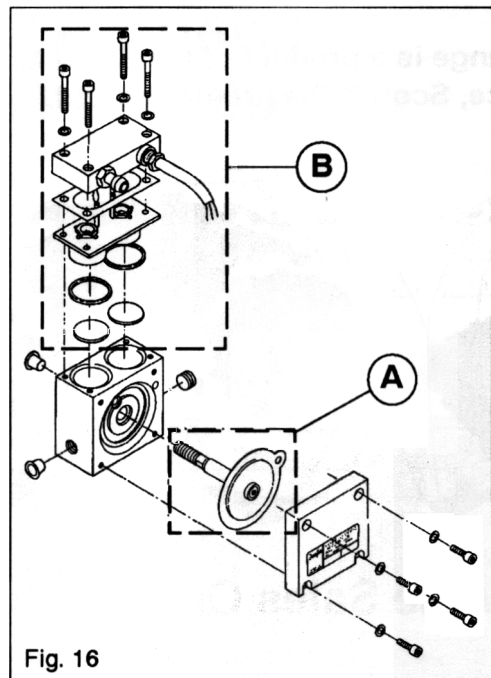
Code numbers

Type	Code number.
FLA 6041	080F0110
FLA 6081	080F0112
FLA 0551	080F0057
FLA 2551	080F0058

Technical data

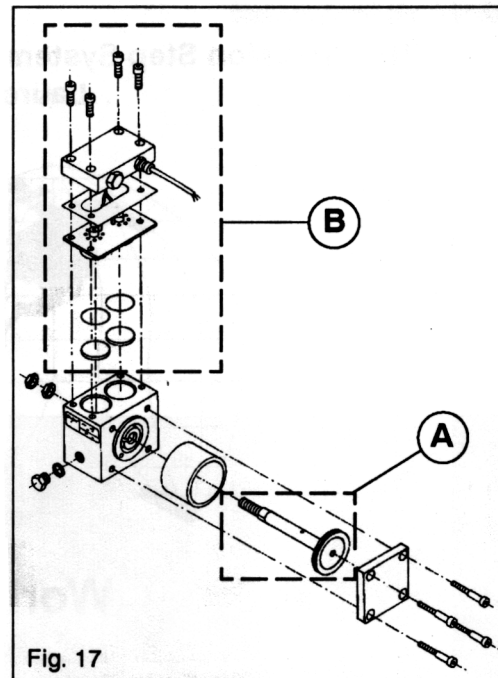
FLA-type	Diaphragm		Piston	
	6041	6081	0551	2551
Stroke [mm]	4	8	5	25
Max. operating pressure [Δp bar]				
Compressed air	1	1	1	1
Vacuum	0.7	0.7	0.7	0.7
Max. holding force [N] with:				
$\Delta p = 1,0$ bar compressed air	250	250	190	190
$\Delta p = 0,7$ bar vacuum	200	200	140	140
Reaction time [ms]	7	8	6	10
Repeat accuracy [\pm ms]	0.5	0.5	0.5	0.5
Ambient temperature [°C]				
Operating	0-40	0-40	0-40	0-40
Storage	-20 - +70	-20 - +70	-20 - +70	-20 - +70
Air consumption/cycles				
Compressed air [Nm ³]	61×10^{-6}	109×10^{-6}	58×10^{-6}	237×10^{-6}
Vacuum [Nm ³]	32×10^{-6}	56×10^{-6}	31×10^{-6}	121×10^{-6}
Enclosure [IP]				
With compressed air	66	66	66	66
With vacuum	54	54	54	54
Weight [kg]	1.6	1.6	1.5	1.7

Service parts



A: Piston kit for FLA type 60
Code no.: 080F0181

B: Valve kit for FLA 60
Code no.: 080F0183



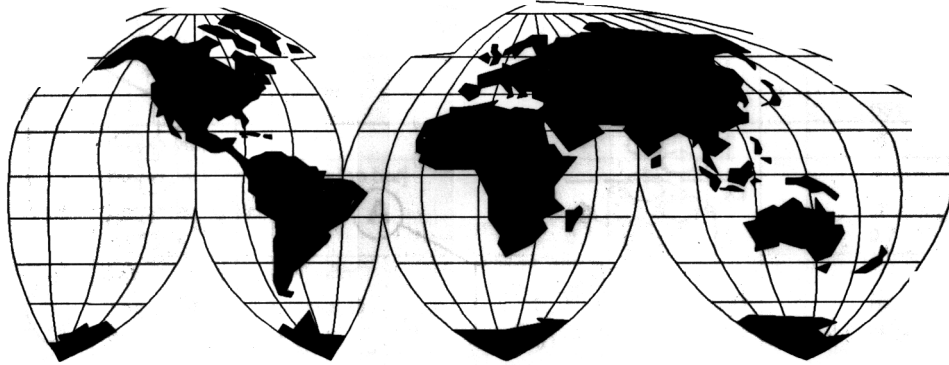
A: Piston kit for FLA type 51
Code no.: 080F0184

B: Valve kit for FLA 51
Code no.: 080F0185

Control electronics

Type	Description	Code no.
SRB 3100	Driver specially made for FLA, with timer function for piston return. Adjustable between 7 and 400 ms	080B1047
SRB 3101	Driver with several control inputs	080B1052
SRB 3110	Control unit for more advanced control tasks. Many options	080B1049

The Precision Step System range is a product of the Small Machines Division of Laurence, Scott & Electromotors Ltd.



Worldwide Sales Organisation

Australia Danfoss (Australia) Pty.Ltd.
1 Ricketts Road, Private Bag 20
Mount Waverly, Victoria 3149
Tel: 61 3 543 1033
Fax: 61 3 543 4027

Denmark Danfoss A/S
Jegstrupvej 3,
DK-8361 Hasselager
Tel: +45 8948 9111
Fax: +45 8948 9308

France Mansco S.A.
46 Avenue des Frères Lumière
ZA Trappes - Elancourt
F78190 Trappes.
Tel: +33 1 30 624252
Fax: +33 1 30 690199

Germany MSW Motion Control GmbH
Schlossstrasse 32,
W-33824 Werther
Tel: +49 5203 5699
Fax: +49 5203 5004

Holland Itho b.v.
Admiraal de Ruyterstraat 2,
P.O.Box 21
NL 3100 AA Schiedam
Tel: +31 10 427 8500
Fax: +31 10 426 3372

Italy Mondial S.p.A
Via Keplero, 18
20124 Milano.
Tel: +39 2 66810.1
Fax: +39 2 6889370

Japan Danfoss K.K.
Tokyo Sales Office.
9th Floor, Wake Building no.10.
6 - 7, Toranomon 2-chome
Minato-ku, Tokyo 1052
Tel: +81 3 3502 8951
Fax: +813 3501 7107

Taiwan ACE Pillar Trading Co. Ltd.
No. 12 Lane 61, Sec. 1
Kuanfu Road, San-Chung City
Taipei.
Tel: +886 2 995 8400
Fax: +886 2 995 3466

UK Laurence, Scott & Electromotors Ltd.
P.O.Box 25.
Kerrison Road,
Norwich NR1 1JD
Tel: +44 603 612362
Fax: +44 603 610604

USA Orbit Motion Technologies Inc.
165 Worcester Park Ave.
Falmouth, MA 02540
Tel: +1 508 540 3552
Fax: +1 508 540 3577



**Precision
Step Systems**

A trading name of
Laurence, Scott & Electromotors Ltd,
Norwich, England

Laurence, Scott & Electromotors Ltd. can accept no responsibility for possible errors in catalogues, brochures and other printed material and reserves the right to alter its products without notice. This also applies to products already on order provided that such alterations can be made without subsequential changes being necessary in specifications already agreed.

Laurence, Scott & Electromotors Ltd
P.O. Box 25
Kerrison Road
Norwich, England
NR1 1JD
Tel : 0603 612362 Fax: 0603 610604